
HEAVY-DUTY

SURFACE

PROTECTION

SYSTEM &

TRAFFIC

ACCESSORIES



SP[•]EC

A BARDAWIL COMPANY

DESCRIPTION

SpEC Standard Traffic Accessories are a range of rubber wall and corner guards, speed humps and wheel stops used in parking garages, loading bays and other areas where speed control and surface protection are essential.

TYPICAL USES

SpEC Standard Traffic Accessories uses include but are not limited to:

- Parking garages
- Loading bays
- Back of the house approach and delivery areas
- Vehicle check points
- Goods storage areas

ADVANTAGES

- Protection of built surfaces from impact by vehicles, trolleys, etc.
- Protection of vehicles from scratches and impact on corners and walls.
- Ease of installation using the recommended fixings.
- Robust and hard wearing natural/synthetic rubber
- Colored strips and reflectors may be incorporated for easy detection.
- Available in standard and custom sizes.

TECHNICAL DATA

Material	NR / SBR / EPDM rubber
Tensile Strength	4.40 N / mm ²
Elongation	>300%
Hardness – Shore 'A'	80
Tear Resistance	15 KN / m

STORAGE & SHELF LIFE

Store **SpEC Standard Traffic Accessories** off the ground under shade. Long lengths must be stored flat fully supported. Cover the products with tarpaulin or polyethylene sheets to avoid contamination. Storage life is indefinite under favorable conditions.

HEALTH & SAFETY

There are no health hazards associated with **SpEC Standard Traffic Accessories** under normal working conditions.

Wear protective gloves and observe normal safety precautions for drilling and installation of fixings.

CORNER GUARDS

Corner Guards: For external/internal wall corners and rectangular columns in 1m and 1.2m lengths, with galvanizes steel / aluminum.

- **CG65R - ST :** 65 x 65mm wings
- **CG75R - ST :** 75 x 75mm wings
- **CG90R - ST :** 90 x 90mm wings
- **CG100R – ST:** 100 x 100mm wings

INSTALLATION

Corner Guards – Fixings M6x40mm screws with plastic plugs.

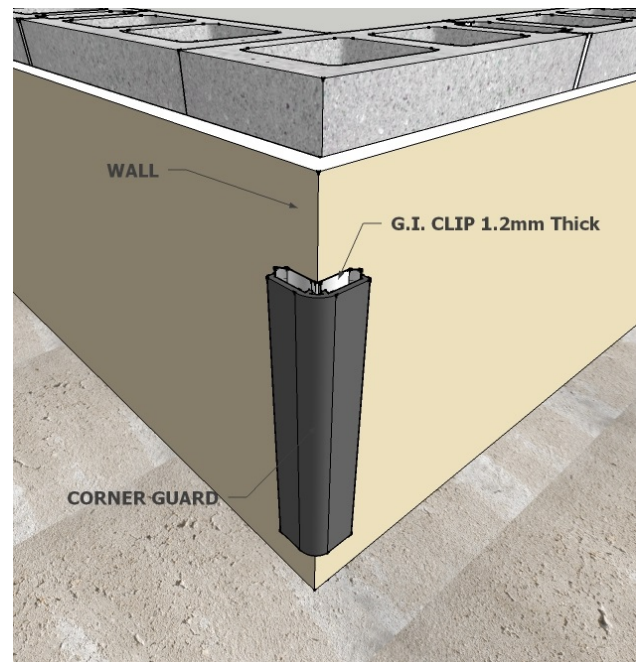
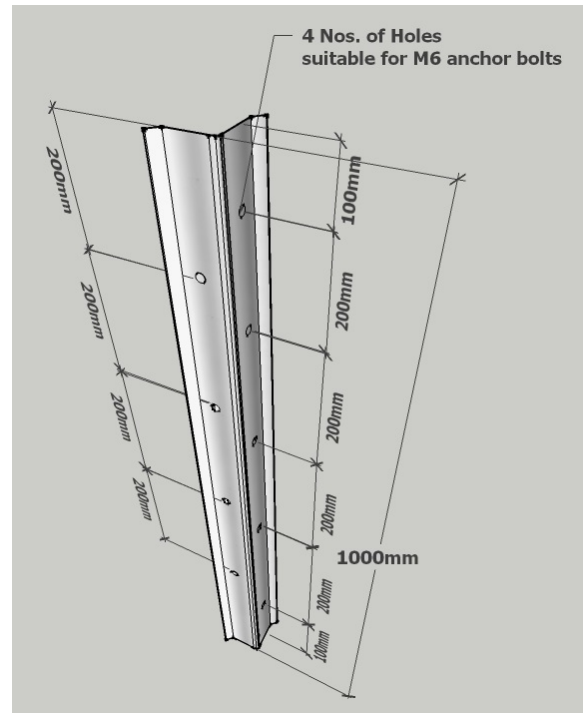
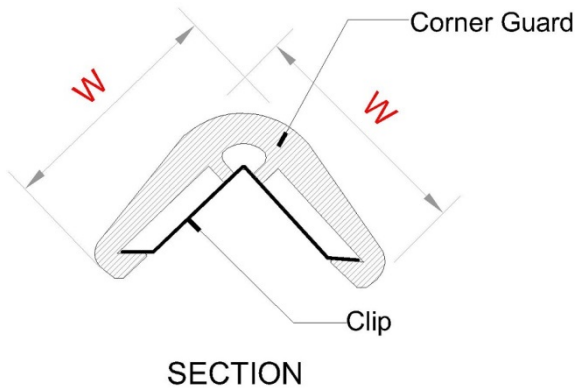
- Determine the fixing positions and drill the metal core With staggered holes, as per sketch.
- Place the core onto the surface at the required Location and mark the positions of the holes.
- Drill the substate, reposition and fix the core with M6x40mm screw.
- Clip the rubber profile onto the metal core.

APPLICATION

Surface preparation

Surfaces must be sound and clean. Dust, loose materials and protrusions must be removed and cracks, holes, etc. made good.

- Custom Sizes can be made to order based on minimum quantities.
- Option : Aluminum Clip Retainer
: Yellow Strips on wings



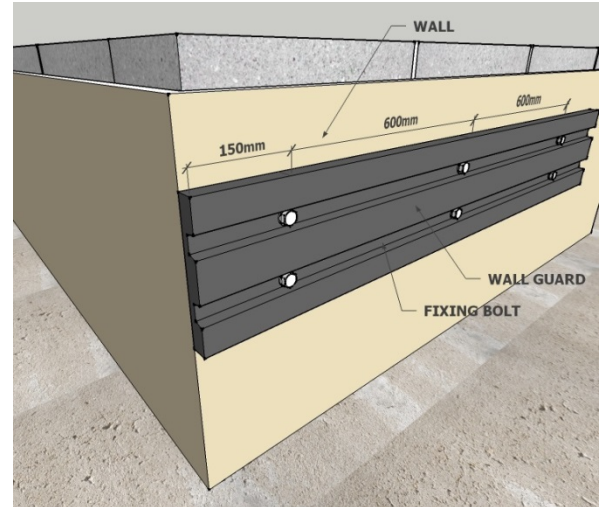
WALL GUARD

Wall Guards: For flat and curved walls and circular columns
(min 600mm dia.)

- **WG25 – ST** : 200mm wide x 25mm thick
- **WG30 – ST** : 200mm wide x 30mm thick
- **WG50 – ST** : 200mm wide x 50mm thick

INSTALLATION

- Determine the fixing positions and drill the wall guard with holes as per sketch.
- Place the wall guard onto surface at the required location and mark the positions of the holes.
- Drill the substrate, reposition and fix the wall guard using the bolts.



BOLT SIZES:

WG25 – ST – M6x85mm

WG30 – ST – M10x115mm

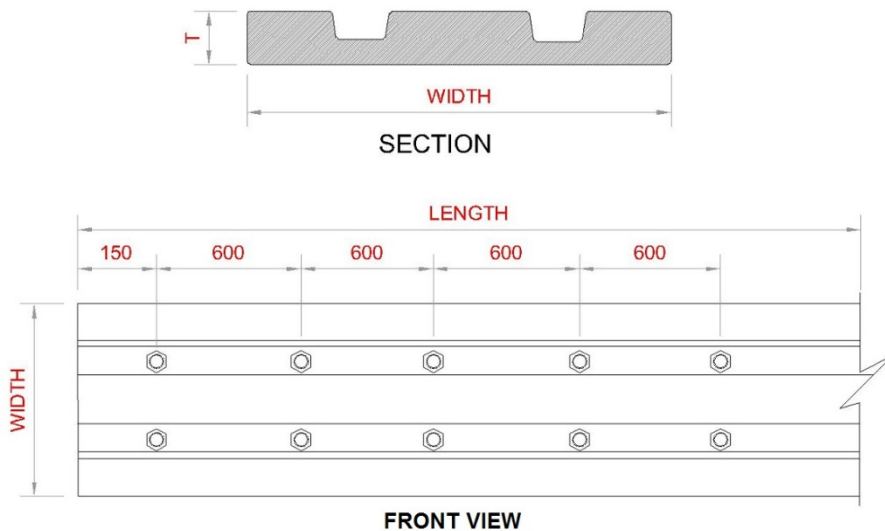
WG50 – ST – M10x115mm

APPLICATION

Surface preparation

Surfaces onto which **SpEC Standard Traffic Accessories** are to be installed must be sound and clean. Dust, loose materials and protrusions must be removed and cracks, holes, etc. made good.

- Custom Sizes can be made to order based on minimum quantities.
- Option : Yellow strips



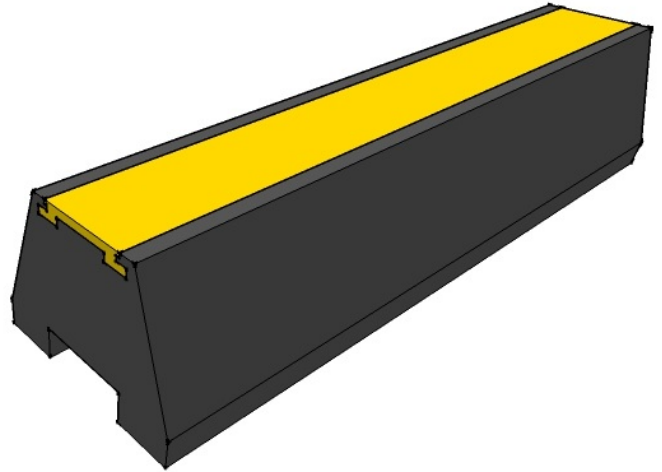
PARKING ACCESSORIES

Wheel Stops: For parking and loading / unloading area

- **WS1 – ST** : 130/90mm wide x 100mm high with standard length 500mm.

INSTALLATION

- Place the **Wheel Stop** onto the surface at the required location and mark the positions of the pre drilled holes.
- Drill the substrate, reposition and fix the **Wheel Stop** with M16x150mm holes.

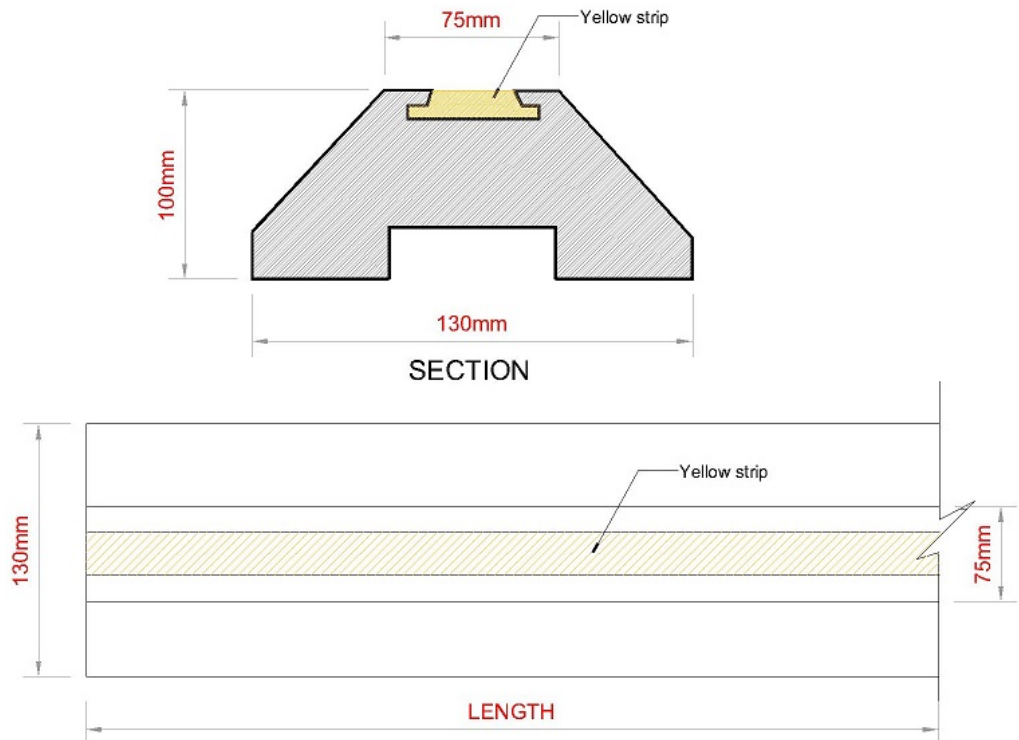


APPLICATION

Surface preparation

Surfaces onto which **SpEC Standard Traffic Accessories** are to be installed must be sound and clean. Dust, loose materials and protrusions must be removed and cracks, holes, etc. made good.

- Custom Sizes can be made to order based on minimum quantities.



SPEED HUMPS

Speed Humps : For parking garages and speed Controlled areas in alternate black and yellow Colors.

SH1 – ST : 400mm wide x 50mm high x 500mm Long.

SH1 – EC – ST : 400mm wide x 50mm high x 250mm long end caps, black color.

APPLICATION

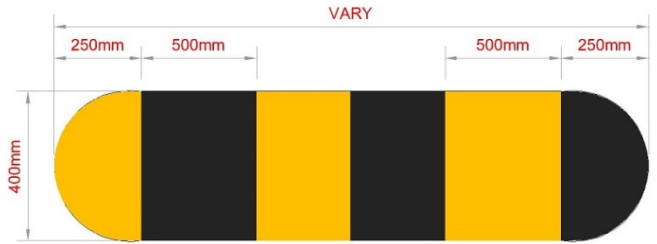

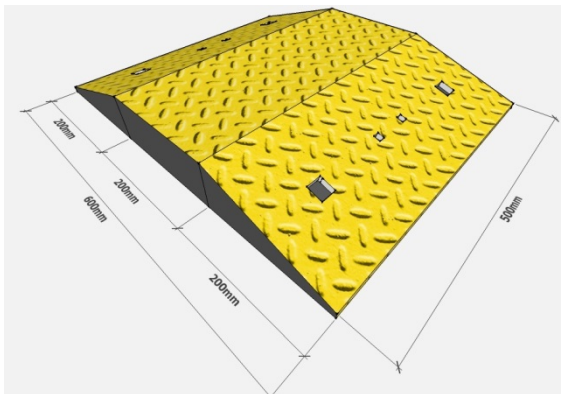
Surface preparation

Surfaces onto which **SpEC Standard Car Traffic** accessories are to be installed must be sound and clean. Dust, loose materials and protrusions must be removed and cracks, holes, etc. made good

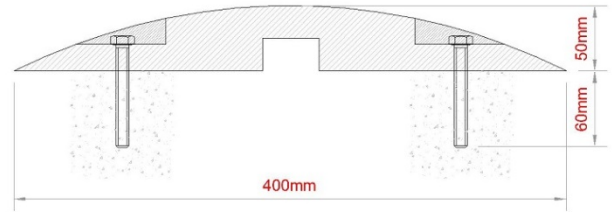
Speed Humps – using four M10x95mm bolts in pre-drilled holes.

- Place the speed humps onto the surface at the Required location and mark the positions of Drilled holes.
- Drill the substrate, reposition and fix the wheel Stop with M10x95mm bolts.
- Once the standard parts are fixed, repeat the Operation for the end caps.

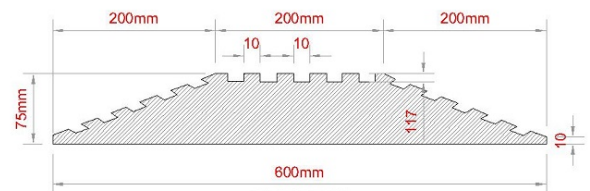
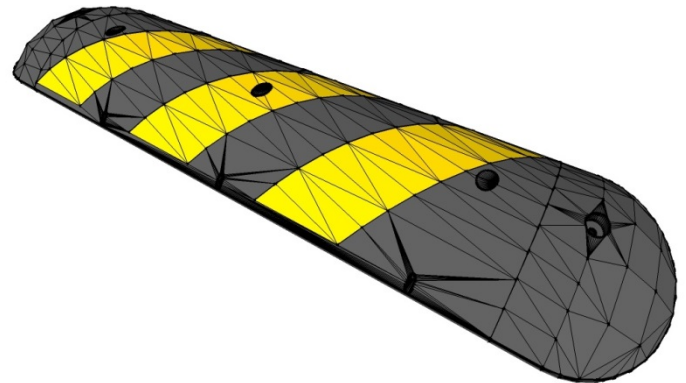
Custom sizes can be made to order based of minimum quantities.



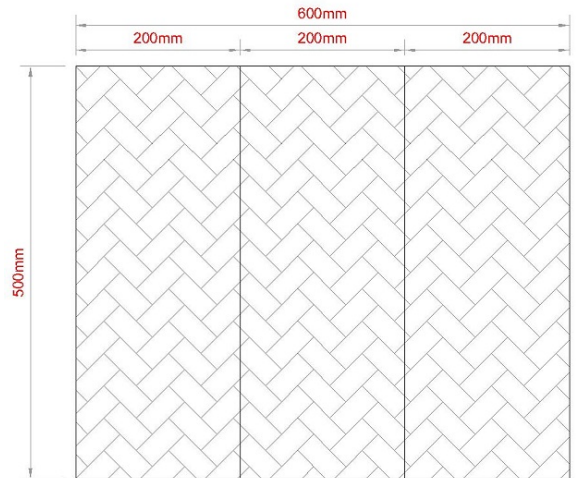
TOP VIEW



SECTION



SECTION



TOP VIEW



SPEC

SPECIALITY ENGINEERING CHEMICALS

A BARDAWIL COMPANY

Distributed by:

Issue: 01/01/2017

EMIRATES SPECIALITIES CO. L.L.C.

CONSTRUCTION MATERIAL SUPPLIERS

Dubai P.O.Box: 3880, Dubai, U.A.E
Tel: +971 4 3470767 Fax: +971 4 3470765, E-Mail: dubai@csco.ae

Abu Dhabi P.O.Box: 46564, Abu Dhabi, U.A.E
Tel: +971 2 6784800 Fax: +971 2 6778366, E-Mail: Ab dabi(a)esco.ae

Sharjah P.O.Box: 6156, Shorjah, U A E
Tel: +971 6 5431716 Fax: +971 6 5431909, E-Mail: sharjah@esco.ae